

COUNTRY VINTAGE GAS STOVE

FREESTANDING CAST IRON DIRECT VENT GAS STOVE



COUNTRY'S VINTAGE CAST IRON GAS STOVE: VERSATILITY IN DESIGN...

Imagine the possibilities. The rich, timeless beauty of cast iron, customizable side and top panels, and the hand-crafted quality and detail you've come to expect from Country all in one stove. The Vintage is constructed of cast iron with removable side and top panels. Choose from reversible cast iron panels or three colors of stone (see back for options) or even use custom tile to match your home perfectly.

Besides adding warmth and exquisite quality to your home, the Vintage is a true heater, putting out over 22,000 BTU's to heat up to 1,200 square feet. You will also find functional double opening doors, an expansive viewing area, and a high-efficiency heat exchanger so the heat stays in your home and is not lost up your chimney.

FEATURES:

- Customizable side & top panels
- Durable high efficiency 660 sq. inch heat exchanger
- High temperature NeoCeram® glass for safety and heat transfer
- Heavy duty 14 gauge aluminized steel firebox construction - no sheetmetal
- High glow ceramic fiber log set
- Multi-port long life burner
- Exclusive comfort flow vertical convection chamber
- No hearth pad required if installed on a non-combustible floor or carpet with less than 1-1/2" pile
- Vent from the top or the back for many installation options
- Optional remote thermostat available
- Functional double opening doors provide an expansive viewing area

**COUNTRY STOVES**
A LIFETIME OF WARMTH

Options and Specifications for the Vintage Cast Iron Gas Stove

THESE SPECIFICATIONS ARE FOR REFERENCE ONLY. DO NOT USE FOR INSTALLATION.

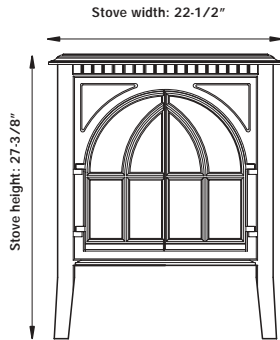
COUNTRY'S COMMITMENT:

For the last 25 years, we have prided ourselves on creating the finest, hand-crafted stoves available. We've grown and changed over the years, but we haven't lost what made us successful to begin with – a commitment to providing you and your family a lifetime of warmth.

LIMITED LIFETIME WARRANTY:

We are proud to stand behind our stoves and we prove it by offering a Limited Lifetime Warranty on all of our products. See your Country Stove professional for more details.

VINTAGE FREESTANDING CAST IRON GAS STOVE SPECIFICATIONS:



FRONT VIEW
Maximum vertical chimney height – 30 feet from floor

* Available in a top or rear vent.

FIREWATCHER LOW BURN:

The Vintage Direct Vent Gas Stove comes standard with Country's trademark FireWatcher Low Burn so you can enjoy a beautiful fire while using less gas per hour.



Optional Remote Thermostat Control



SPECIFICATIONS

VINTAGE GAS STOVE

HEATING CAPACITY*

900 - 1,200 sq. ft.

MAX. HEAT OUTPUT

22,140 BTU's/hr NG & LP

MAX. INPUT BTU'S/HR

27,000 BTU's/hr NG & LP

MAX. OUTPUT LOW BURN INPUT BTU'S/HR

17,500 BTU's/hr NG

19,710 BTU's/hr LP

DIRECT VENT 6-5/8" PIPE

DuraVent GS or Security Secure Vent

BLOWER (OPTIONAL)

150 CFM Variable Speed

STEADY STATE EFFICIENCY**

82% Natural Gas & Propane

COUNTRY SIGNATURE STOVES

These are not assembly line produced heaters, but premium hand-crafted appliances. Each stove is constructed almost entirely by a single craftsman, giving the builder a special pride and responsibility in workmanship – assuring you a lifetime of warmth.



* These specifications are for reference only and shall not be used for actual installation. Use installation instructions for actual installation.

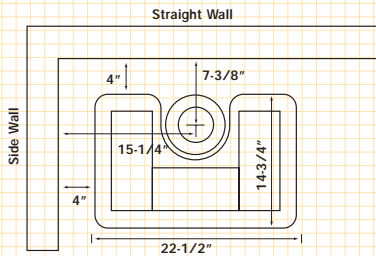
* Heating capacity varies due to home insulation, floor plan and climate.

** Efficiency varies slightly with various pipe configurations.

This appliance must be installed in accordance with local building codes.

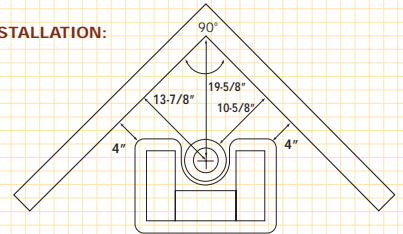
INSTALLATION DIMENSIONS:

STRAIGHT WALL:



NOTICE: (*See owners manual for alcove options.) These specifications are used for reference only and shall not be used for actual installation. Use installation instructions for actual installation.

CORNER INSTALLATION:



Safety Notes:

- ▲ No hearth pad is required if installing on non-combustible floor, wood, high-pressure laminate wood flooring or carpet with pile less than 1-1/2" inches.
- ▲ This appliance is installed in accordance with local building codes. In absence of

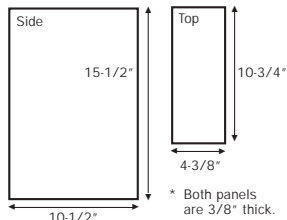
local codes, with the current national fuel code, ANSI Z223.1. This Gas Vented Room Heater tested in accordance with ANSI Z21.88 1998, & UL 307-B by OMNI Environmental.

SIDE & TOP PANEL OPTIONS:

Choose from stone or reversible cast panels to customize your stove. You may also use custom cut stone or tile for a truly unique stove that fits your home.


See below for required tile dimensions:

Custom Dimensions:




* Both panels are 3/8" thick.

Reversible Cast Panels



Stone Panels



YOUR AUTHORIZED COUNTRY STOVES DEALER