



Novus

Direct Vent & B-Vent Series

Shown with optional Demi front, traditional refractory,
Plymouth mantel and absolute black granite

heatilator[®]
The first name in fireplaces

The Most Demanded Gas Fireplace in the Industry!



- Voted a Consumers Digest Best Buy!
- New sleek, clean lines create a streamlined fireplace appearance homeowners are demanding
- Choose from four sizes, 30", 33", 36" and 42" wide viewing widths
- Direct vent and B-vent choices available for all sizes and styles
- New, more realistic gas log configuration increases flame height and creates a more exposed ember bed
- All four sizes possess the same log configuration to create a consistent appearance across the Novus family
- Choice of three optional fronts, ceramic fiber refractory, fan and controls
- Top/rear direct vent to simplify ordering and installation
- Depth is value — 19-1/8" deep firebox on all models
- Heater listed to ANSI Z21.88 standards
- Btu/hour input -
 - 30"-20,000/14,000
 - 33"-22,000/15,000
 - 36"-25,000/17,000
 - 42"-30,000/20,500
- Certified for installation in bedrooms; direct vent models also certified for mobile homes
- Direct vent models preserve Indoor Air Quality (IAQ) and provide efficient zone heating



30" Novus shown with Camden cast surround



36" Novus shown with Plymouth mantel and absolute black granite

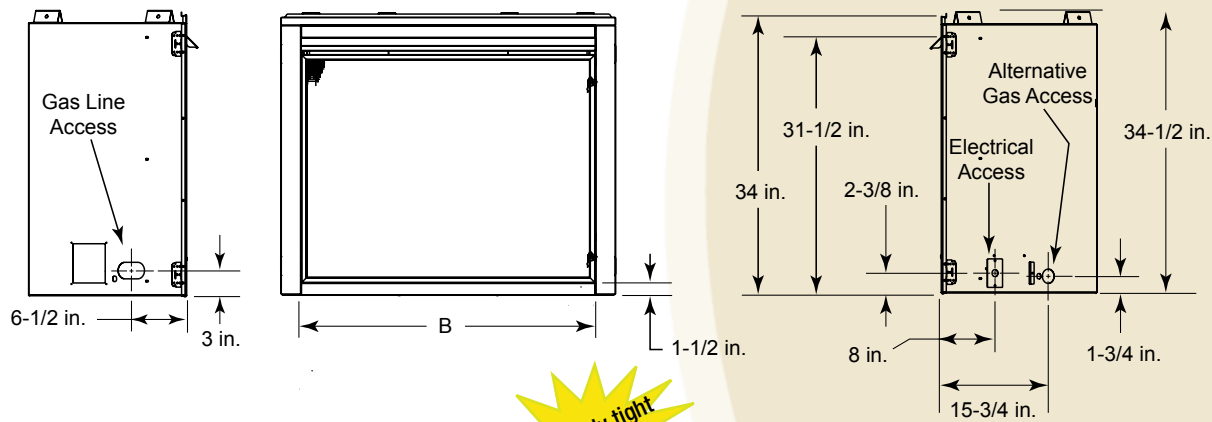
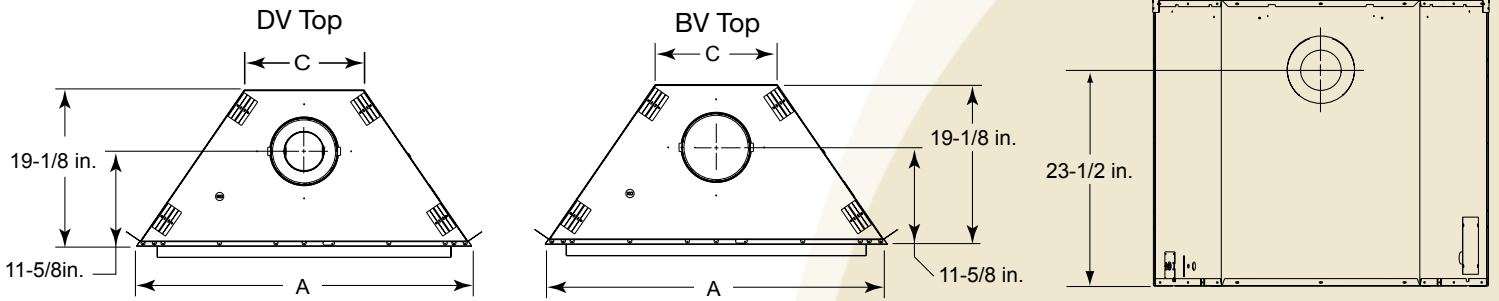
IntelliFire™

- With IntelliFire, there's no need for a constantly-burning pilot, saving the homeowner from extra expense
- When the fireplace is turned on, the pilot lights first then ignites the main burner; when the fireplace is not operating, the pilot also shuts down
- The IntelliFire system may be wired for 120V or operate with two D size batteries (not included) for operation during a power outage

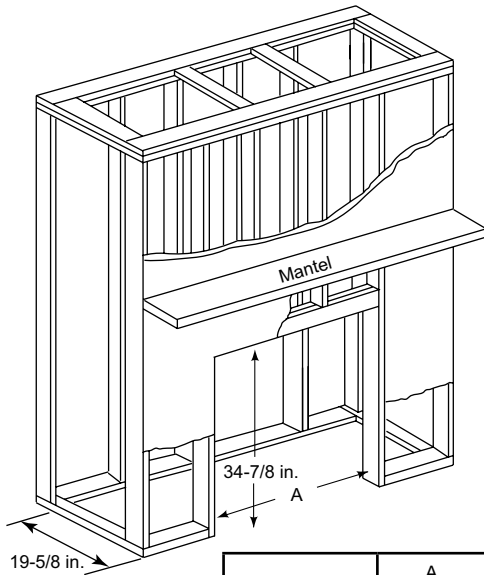
The strongest in the industry, Heatilator provides a limited lifetime warranty on gas-burning products for their most important aspects: firebox and heat exchanger. For full warranty details go to heatilator.com.

Technical Specifications

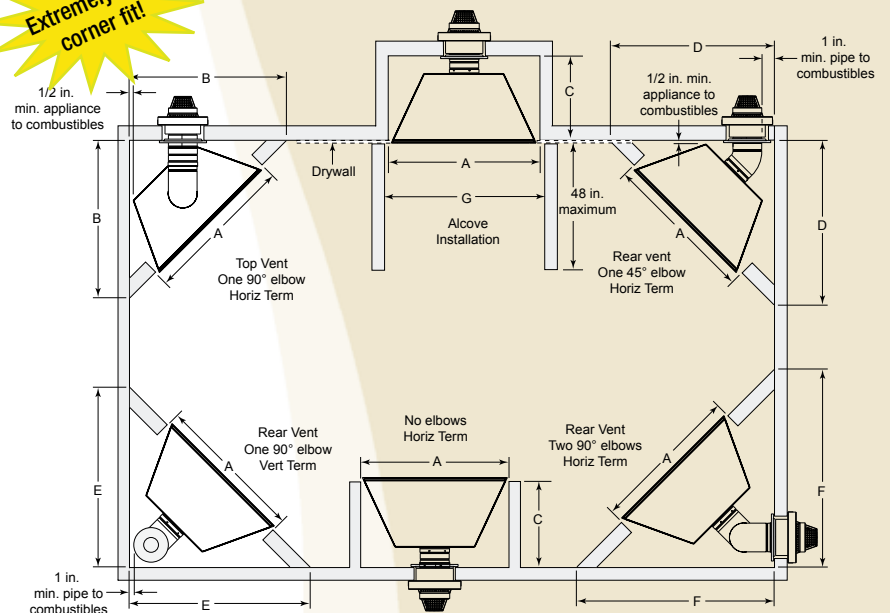
Model	A	B	C
NDV/NBV3630	35"	30"	8-5/8"
NDV/NBV3933	38"	33"	11-5/8"
NDV/NBV4236	41"	36"	14-5/8"
NDV/NBV4842	47"	42"	20-5/8"



Extremely tight corner fit!



Model	A Rough Opening width
NDV/NBV3630	36"
NDV/NBV3933	39"
NDV/NBV4236	42"
NDV/NBV4842	48"



Model	A	B	C	D	E	F	G
NDV3630	36"	33-1/2"	19-5/8"	43-3/8"	47"	53-1/4"	37"
NDV3933	39"	35-1/2"	19-5/8"	43-3/8"	47"	53-1/4"	40"
NDV4236	42"	37-5/8"	19-5/8"	43-3/8"	47"	53-1/4"	43"
NDV4842	48"	41-7/8"	19-5/8"	43-3/8"	47"	53-1/4"	49"

The rough framing dimensions shown represent the distance from stud to stud only and do not take into consideration the addition of drywall. Please refer to installation instructions for complete specifications and drawings when installing this product. Go to www.heatilator.com to download.

Novus Models Available*

Opening Sizes	Venting	Ignition Systems	Fuel
30"	Direct Vent	IntelliFire	Natural Gas
33"	B-Vent	Standing Pilot	LP Gas
36"	*Consult your Heatilator MSRP book for a complete list of models.		
42"			

Options



Demi Operable Front




Demi Non-Operable Front

Finish options shown here available for the Demi and Tres fronts (also available in Black)



Pewter



Bronze



Tres Operable Front



Traditional Refractory



Herringbone Refractory

Options Not Pictured

- Remote Controls and Wall Switches
- Fan Kit
- Outside Air Kit (for B-vent models only)
- Gas Conversion Kits
- Mantels and Surrounds

For a complete listing of Options, see Heatilator MSRP book

Venting

Direct Vent: DVP pipe

B-Vent: 5" B-vent pipe

AVAILABLE FROM

heatilator[®]
The first name in fireplaces

a brand of Hearth & Home Technologies Inc.

1915 West Saunders Street
 Mt. Pleasant, Iowa 52641
 800-927-6841 • heatilator.com

The information provided in this literature is for planning purposes only and subject to change. Please consult the installation manual for actual installation. Actual product appearance may differ from product images. For full warranty details go to heatilator.com.

